

Install N-Linx Agent

Aim

To install and set up the tool that starts MediaRecorder when you start an observation in The Observer XT.

important Install N-Linx Agent on the computer with MediaRecorder.

Prerequisite


You installed N-Linx Server on a computer in the network.

Procedure

1. From my.noldus.com, download **N-Linx Agent Setup.exe**.
2. In the N-Linx Agent Setup window, select **MediaRecorder control** in the Drivers and Tools field and click **Next**.
3. Accept the terms in the End-User License Agreement and click **Install**.

Connect N-Linx Agent to N-Linx Server

1. Click the arrow in the bottom-right corner of your window to open the system tray. Then double-click the **N-Linx Agent** icon.

 and or type unknown


2. In the N-Linx Server Address field, enter the Computer name of the computer with N-Linx Server. See [To find the computer name](#).

You can also enter the IP address, but then the IP address of the computer with N-Linx Server must be fixed. Ask your system administrator for assistance.

If MediaRecorder runs on the same computer as N-Linx Server, leave the entry localhost in the N-Linx address field. N-Linx Agent then automatically connects with N-Linx Server.


note See [To change the port](#) if the default port 5672 is already in use.

3. If the connection with N-Linx Server is established, the text **Connected** appears in the lower-left corner of the N-Linx Agent window.

 and or type unknown

To find the computer name

To find the name of the computer with N-Linx Server, open the Control Panel on that computer and choose **System**.

 and or type unknown

To change the port

N-Linx Agent by default uses port 5672 to communicate with N-Linx Server. If this port is in use, type the new port after a colon in the **N-Linx Server Address** field. For example:

[image.png](#) and or type unknown

IMPORTANT Select the same port in all components that communicate with N-Linx Server. Also, disable Windows FireWall for this port.

Notes

- N-Linx Agent is installed in the folder C:\Program Files\Noldus\N-Linx Agent 1.
- If you did not install N-Linx Server yet, it will not be possible to establish a connection.
- The **Status** of MediaRecorder in the N-Linx Agent window is **Online** when MediaRecorder is open and connected to N-Linx Server.

Revision #8

Created 29 November 2023 23:15:51

Updated 2 January 2024 16:56:32