


# Welcome to MediaRecorder


Image not found or type unknown

Main topics

[Introduction](#)


[What's new compared to version 6.2](#)

How to use this Help?


Image not found or type unknown

## TIPS

- To use the Help at its best, set Internet Explorer, FireFox, Google Chrome or a similar browser, not Microsoft Edge, as the default browser.
- If you keep getting the message “Internet Explorer restricted this webpage...”, do the following: in Internet Explorer, choose Tools > Internet Options > Advanced. Under Security, select Allow active content to run in files on My Computer. Click OK, then close and restart the Help.

Image not found or type unknown

- If you do not see the Table of Contents on the left, enlarge the Help window or zoom out ( Ctrl+mouse wheel, or Ctrl+-).
- To search for two or more adjacent words, use **quotation marks**, for example “Action Unit”.
- To go back to the search results after visiting one of the result pages, click again on the magnifying glass icon in the Search field.

Image not found or type unknown

---

Revision #7

Created 29 November 2023 16:24:37

Updated 20 December 2023 22:02:24